

# OCTOBER BULLETIN BOARDS!




## HARVEST TIME!

Inspire young writers with this October pumpkin patch. Have each student write spooky stories on large paper pumpkins. Display them on the class bulletin board along with stalks of corn, a picket fence and a paper harvest moon. Use dark blue or black paper for the background to create a mid-night effect.

## POP TO IT!

Children love popcorn! Make popcorn in the classroom and then have each child write about the experience on large paper kernels. Display the best papers on the class board.


You may like to glue popcorn kernels to poster board to form the word POP!



## WHAT'S COOKING?


Ask students to use their math and writing skills to write creative recipes.


Using the Halloween theme, have them write recipes for a magic potion or a witch's brew on large circles of cut paper. Arrange the "bubbles" on the class bulletin board along with a witch stirring her pot, as shown.



# Pumpkin Stories!

Write a spooky Halloween story.





Write your ideas  
about popcorn using this  
patterns as a booklet cover.

# Witch's Brew!

